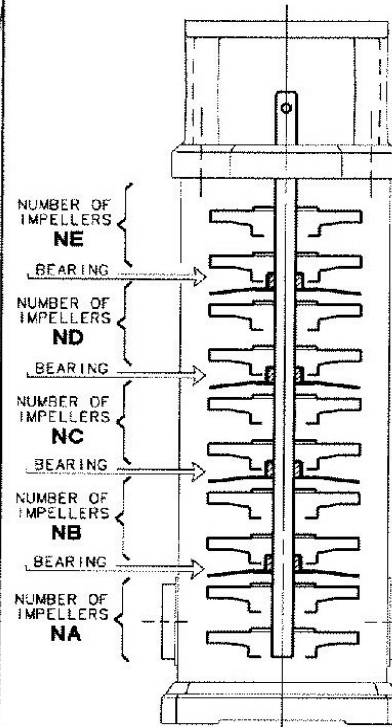




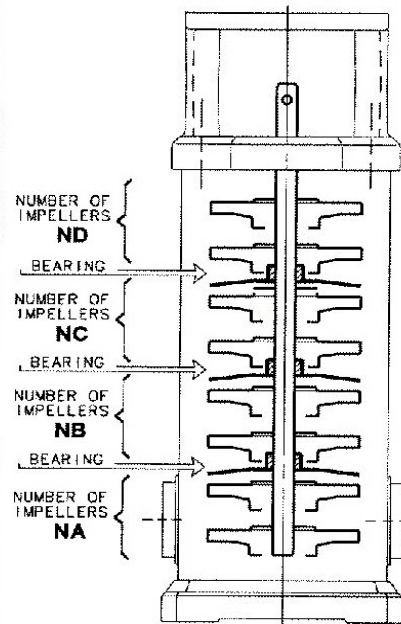
NUMBER OF STAGES	NUMBER OF BEARINGS	NUMBER OF IMPELLERS				
		NA	NB	NC	ND	NE
2	1	1	1			
3			2			
4		2	2			
5			3			
6			4			
7			5			
8			6			
9			4	3		
10	2	4	4			
11		5	4			
12		5	5			
13		6	5			
14		6	6			
15		7	6			
16		7	7			
18	3	5	6	5		
20		6	6	6		
22	4	5	5	5	5	
24		6	6	5	5	



Pump type SV2-SV4:
 Impellers and Int.Bearings 50/60 Hz



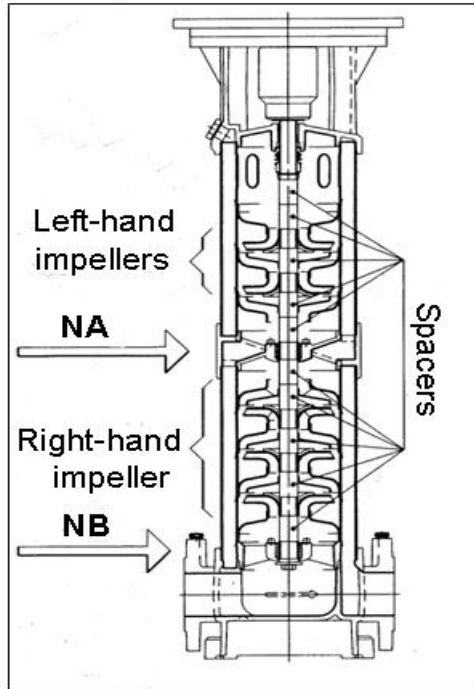
NUMBER OF STAGES	NUMBER OF BEARINGS	NUMBER OF IMPELLERS			
		NA	NB	NC	ND
2	1	1	1		
3			2		
4			2		
5			3		
6			4		
7	2	2	5		
8			3	3	
9			4	3	
10			4	4	
11			5	4	
12	3	2	5	5	
13			3	4	4
14			4	4	4
15			4	4	5
16			4	5	5



Pump type SV8-SV16:
 Impellers and Int.Bearings 50/60 Hz

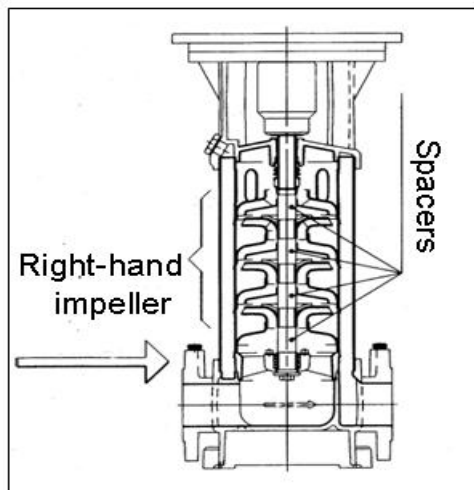


Correct position of the SV 30-60 opposed impellers.



For the balanced versions

ASSEMBLY DIAGRAM		
NUMBER OF STAGES	NUMBER OF IMPELLER	
	NA	NB
5	2	3
6	2	4
7	3	4
8	3	5
9	4	5
10	4	6
11	5	6
12	5	7



For the non-balanced versions



IT



SV 33 -46 (50 - 60 Hz 2-4 POLE)		
NUMBER OF STAGES	LOCATION STAGES W/BEARING TUNGSTEN CARBIDE	LOCATION STAGES W/BEARING TUNGSTEN CARBIDE
1	/	/
2		
3		
4		
5	N°2	1
6	N°2	
7	N°3	
8	N°4	
9	N°5	
10	N°2 N°6	2
11	N°2 N°7	
12	N°3 N°8	
13	N°4 N°9	

SV 66 - 92 (50 - 60 Hz 2-4 POLE)		
NUMBER OF STAGES	LOCATION STAGES W/BEARING TUNGSTEN CARBIDE	LOCATION STAGES W/BEARING TUNGSTEN CARBIDE
1	/	/
2		
3		
4	N°2	1
5	N°2	
6	N°3	
7	N°2 N°5	2
8	N°3 N°6	

SV SERIES PUMPS
STAGES WITH BEARING (TUNGSTEN CARBIDE)



ITT

SV33-46-66-92 (50Hz-2POLE)

SV33			
	kW	DRUM	FLANGE PN
SV3301/1	2.2	NO	16
SV3301	3		
SV3302/2	4		
SV3302/1	4		
SV3302	5.5		
SV3303/2	5.5		
SV3303/1	7.5		
SV3303	7.5		
SV3304/2	7.5		
SV3304/1	11		
SV3304	11		
SV3305/2	11		
SV3305/1	11		
SV3305	15		
SV3306/2	15		
SV3306/1	15		
SV3306	15		
SV3307/2	15		
SV3307/1	18.5		
SV3307	18.5		
SV3308/2	18.5		
SV3308/1	18.5		
SV3308	22		
SV3309/2	22		
SV3309/1	22		
SV3309	22		
SV3310/2	22		
SV3310/1	30		
SV3310	30		
SV3311/2	30	40	
SV3311/1	30		
SV3311	30		
SV3312/2	30		
SV3312/1	30		
SV3312	30		
SV3313/2	30		
SV3313/1	30		

SV46			
	kW	DRUM	FLANGE PN
SV4601/1	3	NO	16
SV4601	4		
SV4602/2	5.5		
SV4602	7.5		
SV4603/2	11		
SV4603	11		
SV4604/2	15		
SV4604	15		
SV4605/2	18.5		
SV4605	18.5		
SV4606/2	22	YES	25
SV4606	22		
SV4607/2	30		
SV4607	30		
SV4608/2	30		
SV4608	30		
SV4609/2	30		
SV4609	37		
SV4610/2	37		
SV4610	37		
SV4611/2	45	40	
SV4611	45		
SV4612/2	45		
SV4612	45		
SV4613/2	45		

4 POLE VERSIONS, 50 Hz
ARE ALL WITHOUT DRUM AND PN16

SV66			
	kW	DRUM	FLANGE PN
SV6601/1	4	NO	16
SV6601	5.5		
SV6602/2	7.5		
SV6602/1	11		
SV6602	11		
SV6603/2	15		
SV6603/1	15		
SV6603	18.5		
SV6604/2	18.5		
SV6604/1	22		
SV6604	22	YES	25
SV6605/2	30		
SV6605/1	30		
SV6605	30		
SV6606/2	30		
SV6606/1	30		
SV6606	37		
SV6607/2	37		
SV6607/1	37		
SV6607	45		
SV6608/2	45		
SV6608/1	45		
SV6608	45		

SV92			
	kW	DRUM	FLANGE PN
SV9201/1	5.5	NO	16
SV9201	7.5		
SV9202/2	11		
SV9202	15		
SV9203/2	18.5		
SV9203	22	YES	25
SV9204/2	30		
SV9204	30		
SV9205/2	37		
SV9205	37		
SV9206/2	45		
SV9206	45		
SV9207/2	45		

SV SERIES PUMPS, 50 Hz
DRUM PRESENCE AND FLANGES DIMENSIONS

Lowara



ITT

SV33-46-66-92 (60Hz-2POLE)

SV33			
	kW	DRUM	FLANGE PN
SV3301/1	3	NO	16
SV3301	5.5		
SV3302/2	5.5		
SV3302/1	7.5		
SV3302	11		
SV3303/2	11		
SV3303/1	11		
SV3303	15		
SV3304/2	15		
SV3304/1	15		
SV3304	18.5	YES	25
SV3305/2	18.5		
SV3305/1	22		
SV3305	22		
SV3306/2	22		
SV3306/1	30		
SV3306	30		
SV3307/2	30		
SV3307/1	30		
SV3307	30		
SV3308/2	37	40	
SV3308/1	37		
SV3308	37		

SV46			
	kW	DRUM	FLANGE PN
SV4601/1	5.5	NO	16
SV4601	7.5		
SV4602/2	11		
SV4602/1	11		
SV4602	15		
SV4603/2	18.5		
SV4603/1	18.5	YES	25
SV4603	18.5		
SV4604/2	22		
SV4604/1	30		
SV4604	30		
SV4605/2	30		
SV4605/1	30		
SV4605	30		
SV4606/2	37		
SV4606/1	37		
SV4606	37	40	
SV4607/2	45		
SV4607/1	45		
SV4607	45		

4 POLE VERSIONS, 60 Hz
ARE ALL WITHOUT DRUM AND PN16

SV66			
	kW	DRUM	FLANGE PN
SV6601/1	7.5	NO	16
SV6601	11		
SV6602/2	15		
SV6602/1	18.5		
SV6602	18.5		
SV6603/2	22		
SV6603/1	30	YES	25
SV6603	30		
SV6604/2	37		
SV6604/1	37		
SV6604	37		
SV6605/2	45		
SV6605/1	45		
SV6605	45		

SV92			
	kW	DRUM	FLANGE PN
SV9201/1	11	NO	16
SV9201	15		
SV9202/2	18.5		
SV9202/1	22	YES	
SV9202	30		
SV9203/2	37		
SV9203/1	37		
SV9203	45		
SV9204/2	45		

SV SERIES PUMPS, 60 Hz
DRUM PRESENCE AND FLANGES DIMENSIONS

Lowara